

pushTAN: Initial setup

www.mbs.de

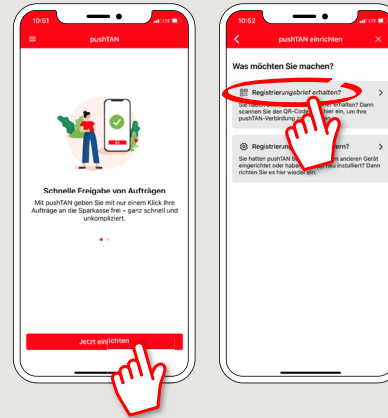
Mittelbrandenburgische Sparkasse

Only start the registration process described below when you have received the registration letter and your access data for online banking (opening PIN and login name). If you have changed your previous procedure to pushTAN, you will keep your previous access data. Otherwise you will receive a separate PIN letter in the post containing your new access data.

1 Install the S-pushTAN app on your smartphone.

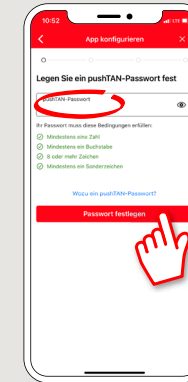


2 Start the app and tap **„Jetzt einrichten“** → **„Registrierungsbrief erhalten“** → **„Weiter“** → **„Weiter“** to allow push notifications.




3 In the next step, you assign a password for the app and confirm this by re-entering it.

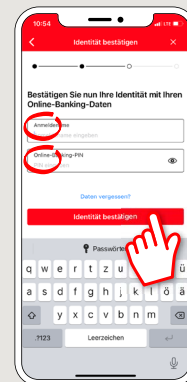
Then select whether you want to open the app using TouchID or FaceID.



4 Now allow the app to access your camera to scan the QR code in the registration letter.

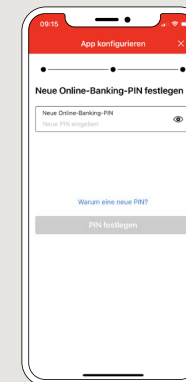


5 In the next step, enter your access data for online banking.

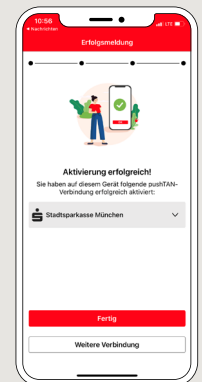


6 If you have received your initial access data for online banking from us, it is now necessary to change the PIN you have been given. Type in your new PIN and confirm by re-entering it.

**Remember the PIN well!
You need this PIN for banking via App „Sparkasse“ and via our website www.mbs.de**



7 Your pushTAN connection has now been successfully set up!



DO YOU HAVE ANY QUESTIONS ABOUT pushTAN?

Central service call number: You can contact us under 0331 89 89 89 Mon–Fri from 8 am – 8 pm.

Further information is available at: www.mbs.de

YOU CAN ALSO CONTACT US AT:

Direkt-Beratung
text chat: www.mbs.de
Available: Mon, Wed, Fri from 8 am – 4 pm
Tue, Thu from 8 am – 6 pm

Online banking support for private customers
Telephone: 0331 89 89 89
Available: Mon–Fri from 8 am – 8 pm