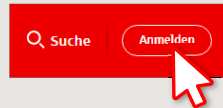


pushTAN: Bank transfers in the internet branch

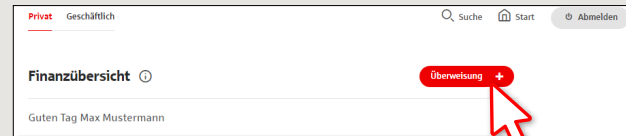
www.mbs.de

Mittelbrandenburgische Sparkasse

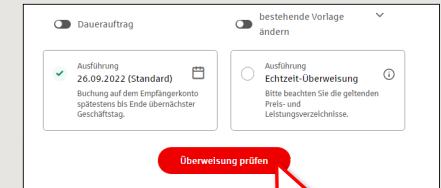
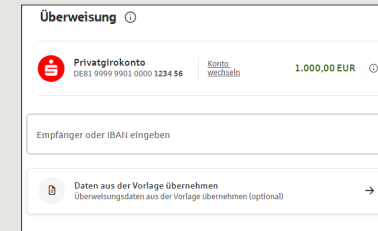
1 Log on to our Website.



2 Click on the red field „Überweisung“. Then choose which of your accounts you want to transfer from.



3 Now enter the name of the recipient, their IBAN, the amount and the purpose of payment - like the invoice number if available.



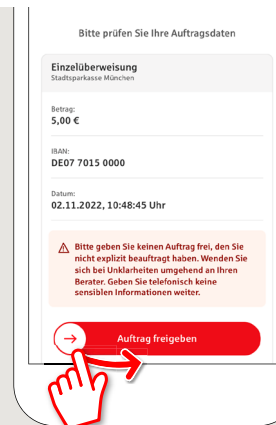
In the lower part you can make further settings. By clicking on „Überweisung prüfen“ the details are summarized again.

4 A message is sent to your smartphone informing you that you have a new pushTAN. Open the S-pushTAN app and enter your password.

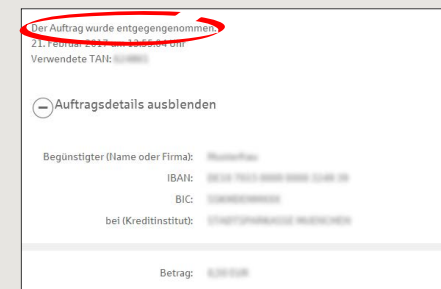


Tap on “Auftrag freigeben”.

Important security information: Compare the details in the pushTAN message with your original documents, e.g. invoice.



5 Your transfer has been carried out and you receive confirmation.



Tips: Enter the details directly. Errors can occur when copying. Avoid using umlauts and special characters. Euro and cents are separated with a comma. Avoid using any separator for thousand amounts: (correct: 1500; incorrect: 1.500).

DO YOU HAVE ANY QUESTIONS ABOUT pushTAN?

Central service call number: You can contact us under 0331 89 89 89 Mon – Fri from 8 am – 8 pm.

Further information is available at: www.mbs.de

YOU CAN ALSO CONTACT US AT:

Direkt-Beratung
text chat: www.mbs.de
Available: Mon, Wed, Fri from 8 am – 4 pm
Tue, Thu from 8 am – 6 pm

Online banking support for private customers
Telephone: 0331 89 89 89
Available: Mon – Fri from 8 am – 8 pm